

DX Series Touch Panel



DX6



LTECH

DX6 Color Temperature Touch Panel

1. Technical Specs:

DX6 Color Temperature Touch Panel

Input Voltage:	100~240Vac	Working Temp.:	-30°C~55°C
Output Signal:	RF 2.4GHz, DMX512	Package Size:	L113×W112×H50(mm)
Control Mode:	4 Zones Control	Weight(G.W.):	225g

R4-5A CV Receiver

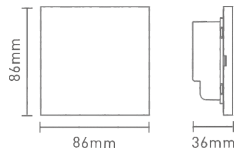
Input Voltage:	5~24Vdc	Working Temp.:	-30°C~55°C
Max Current Load:	5A × 4CH Max. 20A	Dimensions:	L175×W44×H30(mm)
Max Output Power:	100W/240W/480W(5V/12V/24V)	Package Size:	L178×W48×H33(mm)
Wireless Signal:	2.4GHz	Weight(G.W.):	150g

R4-CC CC Receiver

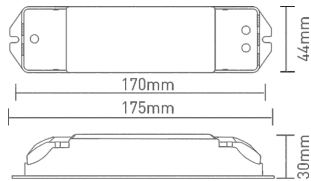
Input Voltage:	12~48Vdc	Working Temp.:	-30°C~55°C
Output Voltage:	3~46Vdc	Dimensions:	L175×W44×H30(mm)
Output Current:	CC 350/700/1050mA×4CH	Package Size:	L178×W48×H33(mm)
Output Power:	1.05W~48.3W×4CH Max 193.2W	Weight(G.W.):	165g
Wireless Signal:	2.4GHz		

Note: Receiver is sold separately.

2. Product Size:



Touch Panel

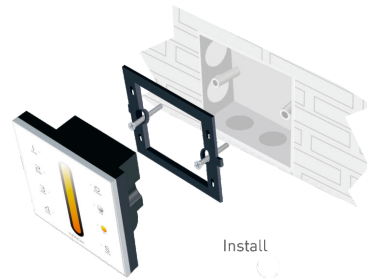


R4-5A/R4-CC Receiver

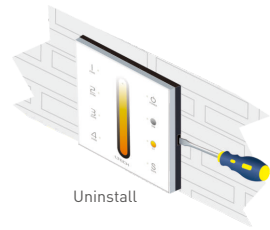
LTECH

DX6 Color Temperature Touch Panel

3. Installation Instruction:

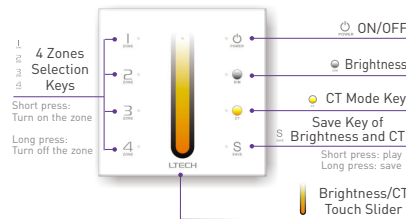


Install



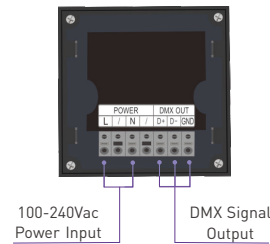
Uninstall

4. Key Functions:

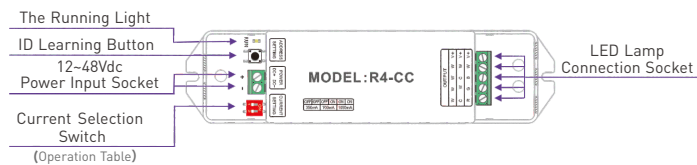


* Long press to turn on/off the tone.

5. Terminals:



6. Operating Instruction for Receiver:



(Operation Table)

OFF	OFF	OFF	ON	ON	ON
350mA	700mA	1050mA			

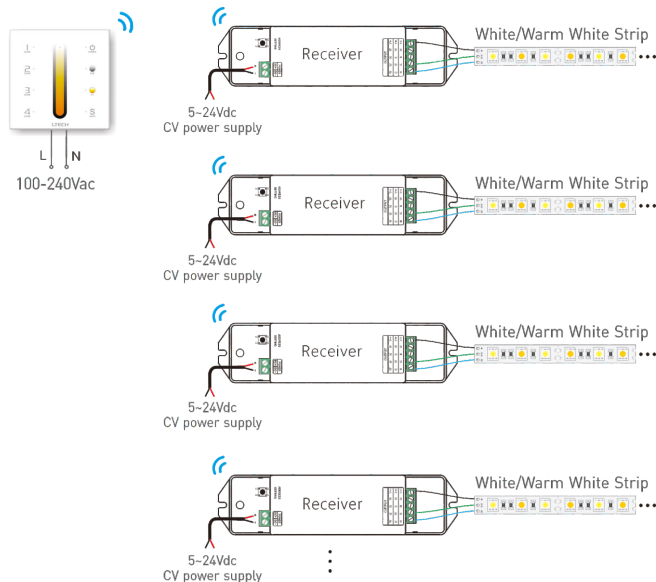
7. Match/Clear Code between Touch Panel & Receiver:

Match code: Short press "ID learning button" on the R4-5A/R4-CC receiver, the running light keeps on. Then press the matching zone key on the touch panel, the running light flicker several times, match successfully.

Clear code: Long press "ID learning button" on the R4-5A/R4-CC receiver for 5s, the running light flicker several times, deactivate the matching successfully.

Attn: Multiple receivers could be synced to each zone.

8. Wireless Wiring Diagram:



9. DMX Wiring Diagram:

